

Did you know?
Orcas have a similar
lifespan to humans.



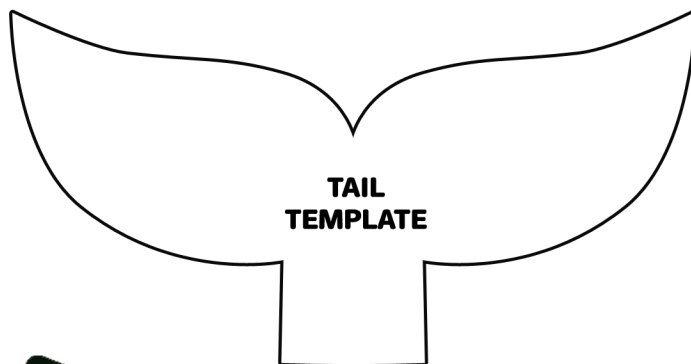
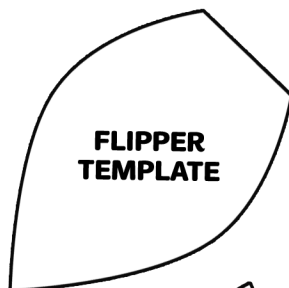
What you will need

- ☐ TP Roll
- ☐ Scissors
- ☐ Template and Pencil
- ☐ Black Craft Foam
- ☐ Googly eyes
- ☐ Paint and brushes
- ☐ Glue

Let's Get Creative!

- 1** Paint your TP roll black and allow to dry. Once dry, paint a white stomach and two white spots around the eye area.
- 2** Optional: paint the inside of the roll pink.
- 3** Trace the tail and flipper templates on black craft foam. Carefully cut out with scissors.
- 4** Glue the stem of the tail to the top inside of the roll. Glue the flippers to the sides.
- 5** Glue on googly eyes.

TP Roll Orca



#6516



Visit our website for more fun designs and ideas!
www.snappylogos.com